

To Gain an LGV Licence

Provisional Licence

The first step to get an LGV licence is to apply for the provisional licence for the category you wish to pass.

How to Apply

To apply for a provisional licence you first must obtain the DVLA forms - D2 & D4 forms. These forms can be obtained directly from us or [online](#).

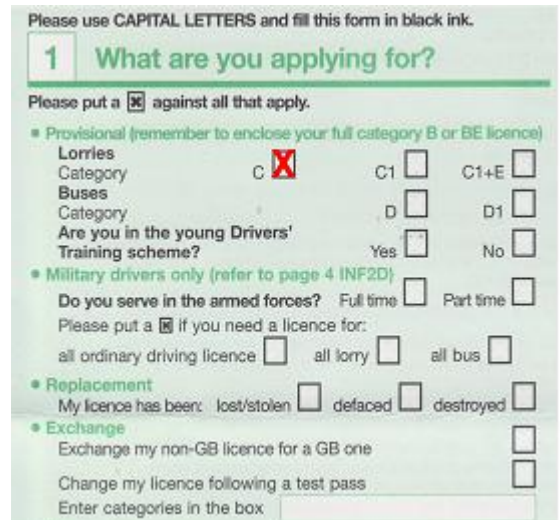
Filling in the D2 form

The D2 Form is an Application for Lorry, Bus or Minibus Driving licence. This is the form you yourself will have to fill out.

Section 1 - What are you applying for?

In this section you have to “cross” What you are applying for. Under provisional you have a number of categories. For information on these, please visit our [website](#) or contact us on 01387 256528

If you also ever wish to take a bus licence you can also “cross” this category as well and it will save you from having to take another medical examination.



Please use CAPITAL LETTERS and fill this form in black ink.

1 What are you applying for?

Please put a against all that apply.

- Provisional (remember to enclose your full category B or BE licence)
 - Lorries Category C C1 C1+E
 - Buses Category D D1
 - Are you in the young Drivers' Training scheme? Yes No
- Military drivers only (refer to page 4 INF2D)
 - Do you serve in the armed forces? Full time Part time
- Please put a if you need a licence for:
 - all ordinary driving licence all lorry all bus
- Replacement
 - My licence has been: lost/stolen defaced destroyed
- Exchange
 - Exchange my non-GB licence for a GB one
 - Change my licence following a test pass

Enter categories in the box

If you have lost either part of your current driving licence, i.e. your photo card or paper counterpart, then you should also “cross” the relevant box under replacement

Please note that there is a fee for replacement licences,

all current prices can be viewed [online](#)

Section 2 – Your Details

This section is pretty simple. All you have to do is filled out your details.

If your current address is different from the one on your licence, just put the old address in the empty box provided.



2 Your details

Your GB driver number (if you know it):
SMITH00000AA0AA

Title: Mr Mrs Miss Ms Other (for example, Dr)

Surname: **SMITH**

First names: **EXAMPLE**

Date of birth: **0 0 0 0 0 0 0 0**

Full current address:

House No. **1** **EXAMPLE ROAD**
ESSEX

Postcode **AA 00 0 AA**

If any of the details above have changed since your last licence was issued please give the previous details below.

Country you were born in: **ENGLAND**

If you have lived in another EC or EEA country in the last 12 months, please tell us which:
What date did you come to live in the UK?

Section 3 - your eyesight and your hearing

This Section concentrates on whether your eyesight and hearing are suitable for the licence you are hoping to gain. Simply 'Cross the boxes with answers you wish to give.

Convictions

You must state all motoring convictions that relate to speed, drivers hours or records, roadworthiness or loading vehicles. You must state all convictions within the last four years.



Any of my organs and tissue or
Kidneys Corneas Heart Lungs Liver Pancreas

Convictions

Please fill in this part if you have any court sentences. If you are applying for large vehicle entitlement, you should give details below for driving offences relating to drivers' hours or records, roadworthiness or loading vehicles. If you are applying for minibus or bus entitlement, you should also tell us about any convictions for non-driving offences.

Date of conviction	Court	Offence	Sentence or fine

Use a separate sheet if you need to and attach it to this form. See INF2D for more information (page 6).

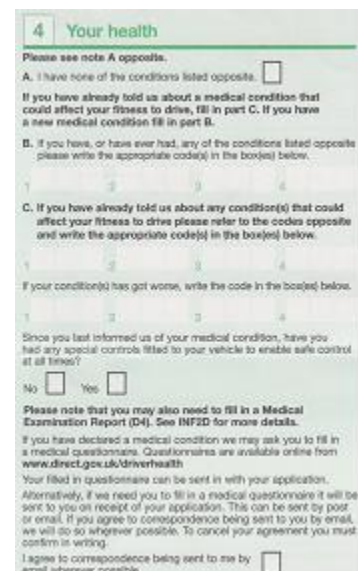
Section 4 – Your Health

This section is extremely important and is based on the list of eyesight and medical conditions below:

Persistent alcohol misuse or dependency	A01
Any type of brain surgery, severe head injury involving in-patient treatment, or brain tumour	B03
Any form of Stroke including TIA	B08
Diabetes controlled by insulin	D01
Diabetes controlled by tablets	D02
Persistent drug misuse or dependency	D08
Epilepsy	E01
Fits or blackouts	E03
Repeated attacks of sudden disabling giddiness	G03
Angina, other heart condition or heart operation	H01
An implanted cardiac pacemaker	H04
An implanted cardiac defibrillator (ICD)	H37
Any persisting limb problem which needs driving to be restricted to certain types of vehicles or those with adapted controls	L02
A serious problem with memory or periods of confusing	M04
Any other chronic neurological condition	M08
Severe learning disability	M14
Serious psychiatric illness or mental ill health	M99
Narcolepsy	N01
Sleep apnoea syndrome	S05
Parkinson's disease	P01
Any condition affecting either eye Not including colour blindness or short or long sight	V01
Any condition affecting visual field	V06
Total loss of sight in one eye	V10

You must read this section very carefully and make sure to write in the right codes relevant to your illness, if any

If you do not feel you have any conditions stated, then simply 'Cross' the relevant box



4 Your health

Please see note A opposite.

A. I have none of the conditions listed opposite.

If you have already told us about a medical condition that could affect your fitness to drive, fill in part C. If you have a new medical condition fill in part B.

B. If you have, or have ever had, any of the conditions listed opposite please write the appropriate code(s) in the box(es) below.

1 2 3 4

C. If you have already told us about any condition(s) that could affect your fitness to drive please refer to the codes opposite and write the appropriate code(s) in the box(es) below.

1 2 3 4

If your condition(s) has got worse, write the code in the box(es) below.

1 2 3 4

Since you last informed us of your medical condition, have you had any special controls fitted to your vehicle to enable safe control at all times?

No Yes

Please note that you may also need to fill in a Medical Examination Report (M4). See INFSD for more details.

If you have declared a medical condition we may ask you to fill in a medical questionnaire. Questionnaires are available online from www.direct.gov.uk/driverhealth

Your filled in questionnaire can be sent in with your application. Alternatively, if we need you to fill in a medical questionnaire it will be sent to you on receipt of your application. This can be sent by post or email. If you agree to correspondence being sent to you by email, we will do so wherever possible. To cancel your agreement you must confirm in writing.

I agree to correspondence being sent to me by email wherever possible.

Section 8 – Your Declaration

Simply date and sign.

Make sure that your signature is within the white box.



8 Your declaration

I declare that I am resident in the UK and understand that it is a criminal offence to make a false declaration to get a driving licence and that to do so can lead to prosecution and a maximum penalty of up to two years imprisonment. I also understand that failing to provide information is an offence that could lead to prosecution and a fine of up to £1000.

Important Date: _____

We will not accept this application unless you sign below in black ink and your signature is completely within the white box.

• Keep your signature within the white box •

• Keep your signature within the white box •

B) Filling in the D4 Form

The D4 Form is a **Medical Examination Report** and needs to be completed by a doctor during a medical examination

Medical Prices

Booking a medical through Nithcree Training - £75

Please also price a medical from your own doctor as prices may vary considerably.

C) Sending off your provisional licence

Now that both D2 and D4 forms have been filled in, you simply need to send both forms along with **BOTH PARTS** of your current driving licence (Photocard and paper counterpart) to DVLA in the envelope provided with the forms. If not, The address is as follows

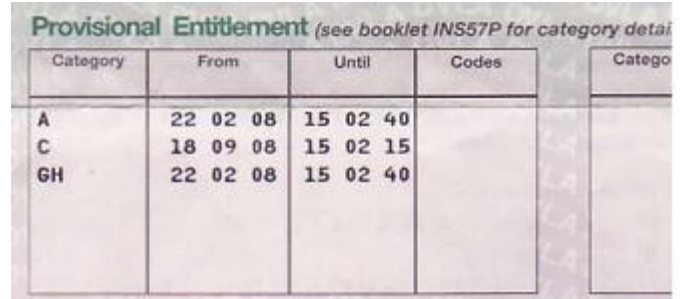
**Vocational Licence Section
Driver & Vehicle Licencing Agency
SWANSEA
SA99 1BR**

Please also make sure that you send these forms and your licence recorded delivery

D) Receiving your new licence

Your provisional licence should take 21 working days to arrive. If you have not received it or you wish to track the progress of your application, Call DVLA on 0870 240 0009

Once you receive your licence you should check you have gained the provisional by looking to see if you have the relevant category under "Provisional Entitlements"



Provisional Entitlement (see booklet INS57P for category details)

Category	From	Until	Codes	Category
A	22 02 08	15 02 40		
C	18 09 08	15 02 15		
GH	22 02 08	15 02 40		

2) So you have your provisional licence.....

Now you have your provisional licence the next step is to study and book your theory tests.

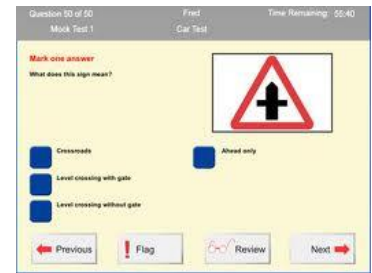
- Multiple choice – 100 Questions with multiple answers
- Hazard perception – 19 video clips – Identifying the hazard on each clip
- CPC Module 2 Case Studies - Reading a passages through out the test and answering questions

The LGV Theory Test

Before you can go on to take a practical driving test, the LGV theory test need to be passed

The test is broken down into three tests:

- **LGV Multiple choice Test** - In this test, you will be sat at a touch – screen computer screen and will be asked 100 Multiple choice questions in which you have 115 minutes to answer.



To pass this test, you simply have to click the correct answer (s) and then move on to the next question. The pass mark is 85 out of 100

- **Hazard Perception test** - This test is video clips of every day road scences, there are 19 clips in the test and the maxium score for each clip is 5
The pass rate for this test is 67 out of 100.

To pass this test you must click the computer mouse when you see a hazard developing.

- **CPC Module 2 case studies** – This test is 7 written case studies, you need to answer 6 to 8 questions on each case study

Max Score – 50

Pass Mark – 38

Preparing for the Theory Test

In order to revise for the theory test, there are a number of Official DSA Publications which you can purchase from us directly or [online](#)

To revise for the LGV MC, You will need to purchase one of the following:




The official DSA Theory Test for Drivers of Large Vehicles 09/10 Editions

Description: This is the official book that includes all of the theory test questions for the drivers of large vehicles and explains the answers

Format: Book

Price: £15.99



The Official DSA Theory Test fo drivers of Large Goods vehicles 09/10

Description: New Downloadable Version of the book

ONLY AVAILBLE FROM DSA WEBSITE

Format: PDF

Price: £15.99




The official DSA Theory test for Drivers of Large vehicles 09/10

Description: This is the official CD-ROM that includes all theory

Format: CD – ROM

Price: £15.99



The official DSA Guide to Driving goods vehicles (CPC)

Description: Includes CPC case studies and help with CPC module 4.

Format: Book

Price: £15.99

Hazard Perception




The official Driving test

Description: This CD –Rom is one of the best for studying your hazard perception.

Format: CD – ROM

Price: £8.00

There are also other publications which are available:




The Official Highway Code

Description: Essential reading detailing all current UK road law including speed limitations.

Format: Book

Price: £2.50



Knowing your Traffic Signs

Description: A handy reference that illustrates and explains the vast majority of traffic signs that a road user is most likely to encounter.

Format: Book

Price: £4.99

Booking a Theory Test

Once you have revised and you feel you are ready for the theory test, you can either book them yourself online throughn DSA, Via telephone on 0300 200 11 22 or Contact Nithcree on 01387 256528 or [Online](#)

The cost of each theory test are as follows:

- LGV Mutliple Choice: £35.00
- LGV HP: £15.00
- LGV CPC Module 2 : £30.00

READY TO GO!!

Now that you have gained your provisional and passed your LGV theory tests, you are all ready to go for your practical driver training

Courses will be tailored around the individual's needs and be customised to suit all needs.

Please follow the same procedures for the following categories:

C1, C1+E, D1, D1+E, D and D+E